

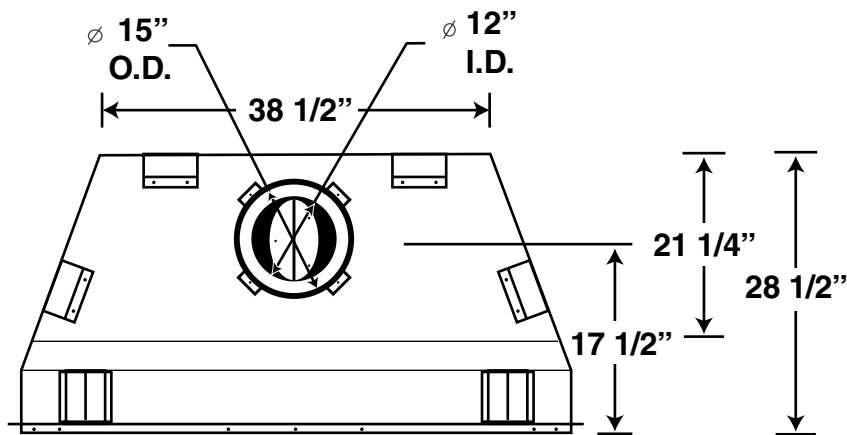
UL 127 Certified

50" Woodburning Fireplace

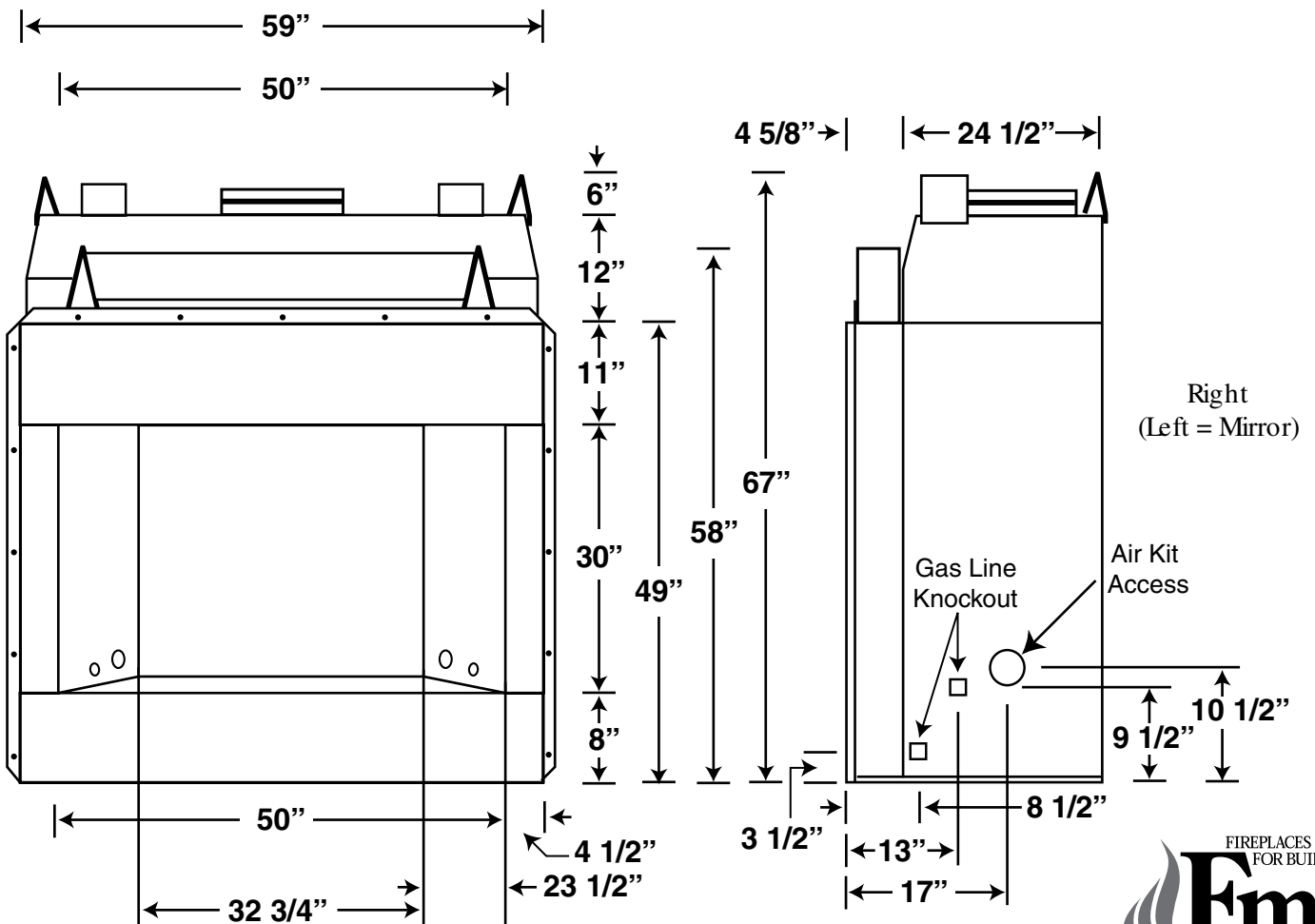
•Mosaic Masonry™Technology

- Full Masonry Design

- Full Length Nailing Flanges



Vent Size	12"
Min. Pipe Clearance	2"
Min. System Height	16'
- w/ Single Offset	16'
- w/ Two Offsets	22' 0"
Max. Dist. Between Elbows	6' 0"
Max. System Height	50' 0"



Right
(Left = Mirror)

Gas Line Knockout

Air Kit
Access

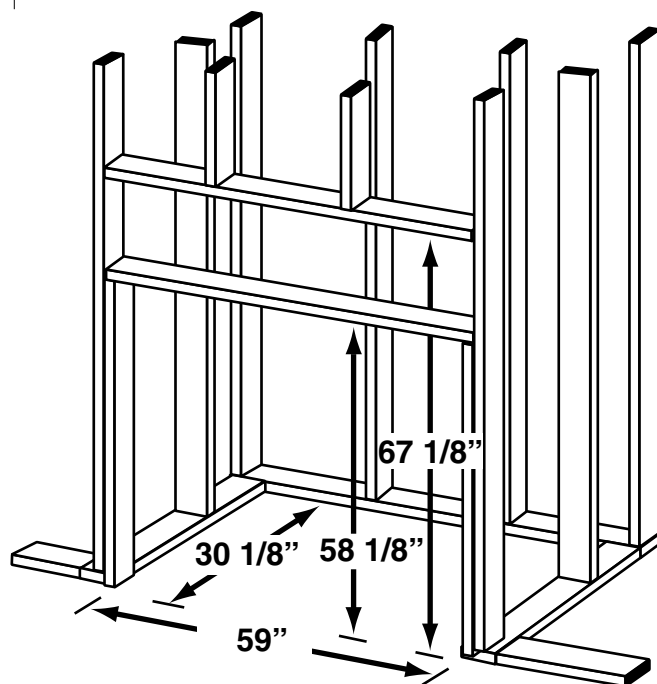
**FIREPLACES
FOR BUILDERS**
Emi

ESR-2542

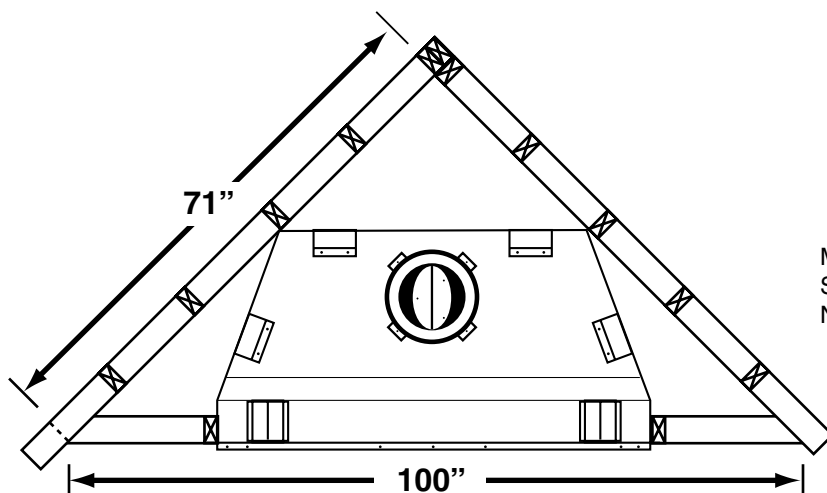
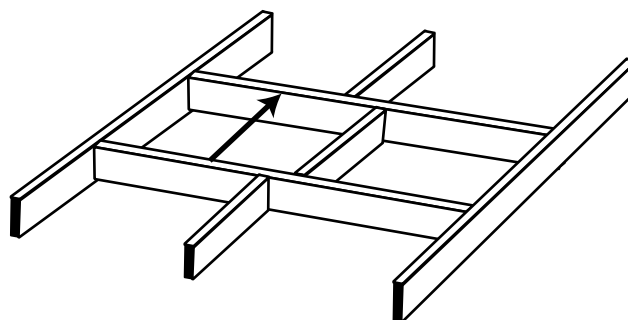
Georgian Masonry

50" Woodburning Fireplace

Framing Dimensions



Ceiling / Roof Opening		w/ 30° Offset
Pitch	Opening	
Flat	19.5"	22"
0 - 6/12	22"	N/A
6/12 - 12/12	27"	N/A



Maintain 1 1/2" Clearance at Sides and Back of Fireplace
Not Required at Nailing Flange

NOTE:

A Hearth Extension Projecting a Minimum of 20" in Front of, and 12" Beyond Each Side of the Fireplace Opening is Required to Protect Combustible Floor Construction in Front Of the Fireplace. See Installation Instructions for Complete Information

NOTE:

Built-in Features Such as Mantels, Bookshelves, etc. Made of Combustible Materials Must Maintain Minimum Clearances from the Fireplace. See Installation Instructions for Complete Information

"Product design, features and specifications are subject to change at any time. Refer to current product instructions prior to installation."